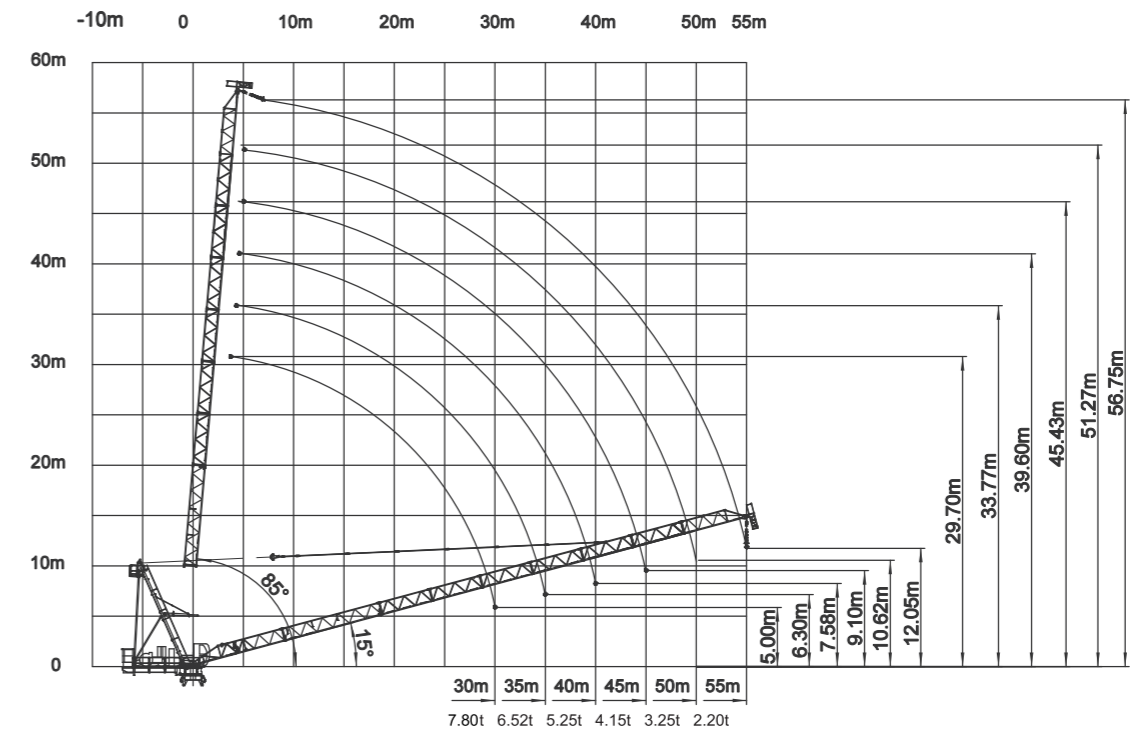
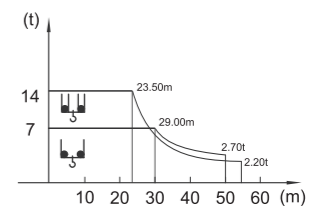


起重臂 Luffing Jib

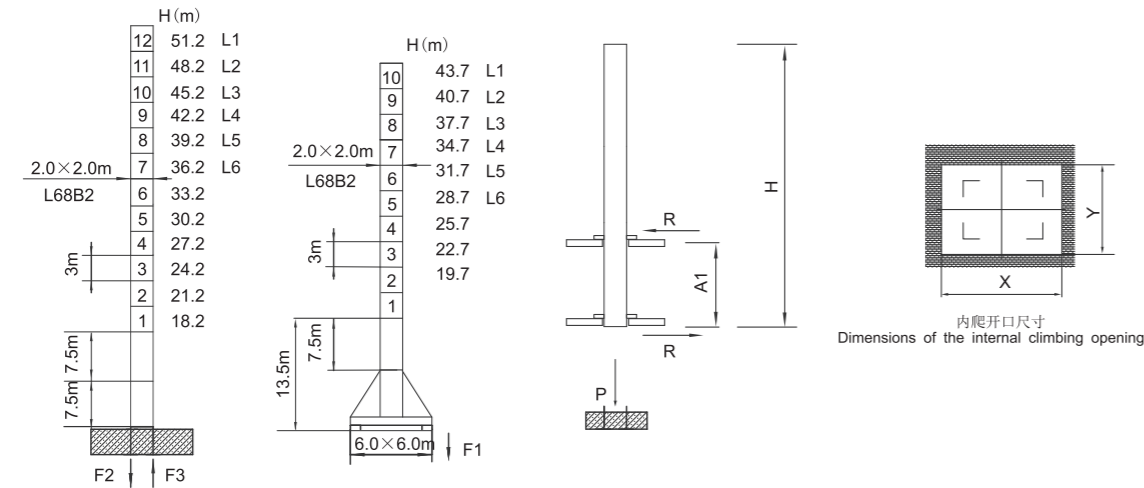


載荷表 Load Chart

R (m)	倍率 Fall	R (Cmax) (m)	Cmax (t)	15	20	25	30	35	40	45	50	55
55	II	29.00	7.00	7.00	7.00	7.00	6.90	5.70	4.50	3.50	2.80	2.20
50	II	30.50	7.00	7.00	7.00	7.00	7.00	6.10	4.90	4.00	3.25	
	IV	23.50	10.00	10.00	10.00	9.20	6.90	5.40	4.30	3.40	2.70	
45	II	32.50	7.00	7.00	7.00	7.00	7.00	6.35	5.15	4.15		
	IV	18.70	14.00	14.00	12.80	9.50	7.40	5.80	4.60	3.70		
40	II	33.10	7.00	7.00	7.00	7.00	7.00	6.52	5.25			
	IV	18.80	14.00	14.00	13.00	9.60	7.50	5.80	4.75			
35	II	33.40	7.00	7.00	7.00	7.00	7.00	6.52				
	IV	19.20	14.00	14.00	13.40	9.80	7.60	6.00				
30	II	30.00	7.00	7.00	7.00	7.00	7.00					
	IV	20.00	14.00	14.00	14.00	10.00	7.80					



塔身截面 Mast L68B2 反力:Reactions



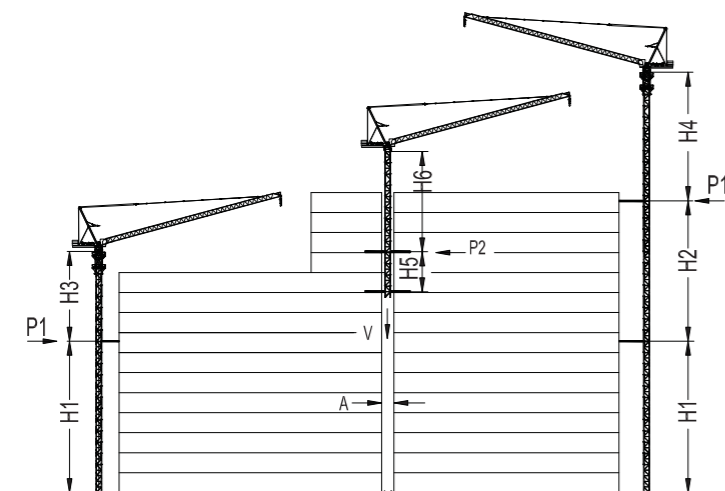
	●	■
F2	120t	211t
F3	75t	174t
	69t	

	●	■
F1	78t	108t
	77t	

塔身節 Mast	臂長 Jib length	H1 (m)	A1 (m)	P (t)	R (t)	X (m)	Y (m)
L68B2	L1-2	37.5	12-18	84	27.5	2.80	2.20
	L3	34.5	12-16	84	27.5		
	L4-5	31.5	12-15	84	27.5		
	L6	28.5	12-13	84	27.5		









- 工作狀態支反力 In service reaction ■ 非工作狀態支反力 Out of service reaction
- ⚙ 整機自由高度重量（不含平衡重及壓重重量） Total weight of free standing crane (excludes counter weight & ballast)


爬升 Climbing
外附式 External
內爬式 Internal
(僅舉例) (example only)



Tower 塔身	Jib reach -55m 臂長 -55m		
L68B2	m	In service 工作状态 t	Out of service 非工作状态 t
H1	34.5	—	—
H2	21.0	—	—
H3	28.6	—	—
H4	28.6	—	—
H5	15.0	—	—
H6	22.5	—	—
P1	—	18.0	28.2
P2	—	16.0	22.0
V	—	—	—
A	2.80	—	—
B	2.20	—	—

主要性能參數 Specifications

機構 Mechanism									電動機 Motor kW
		m/min	t	m/min	t	m/min	t		
	75LVF40L	0-8.4 0-40 0-80	7.0 7.0 3.0	0-4.2 0-30 0-60	10.0 10.0 5.0	0-4.2 0-20 0-40	14.0 14.0 7.0	800 >800*	55
	55DVF40L	15° ~85° 2.2min							45
	RVF7.5	0-0.7 rpm							2×5.5
	RT	12.5-25 m/min							4×2.6/5.2

 電壓 Pressure	kVA
380V (±10%) 50Hz	135

- * 與製造商聯系 Contact us, please.
- ☆ 標準配置 Standard configuration.

本技術參數不受法律約束，技術諮詢請詳見相應說明書或聯系我們。
These specifications and data are not legally binding. For any technical information, please refer to corresponding instructions or contact us.

動臂系列