

Kroll K-10000

S/N 1234

specs

Origin

- Built by Kroll in 1982, but never placed in service
- Kroll built 15 each of the K-10000 units, 13 units are moveable on rails and two units, like S/N 1234, have fixed bases
- Syncrude purchased the crane in Copenhagen in 2007 and had it totally refurbished to begin work at the Fort McMurray site in April 2008
- The crane has hoisted approx. 300 heavy lifts ranging from 50 to 120 ton.

Refurbishment prior to service by Syncrude included:

- All structural components were hydro blasted, inspected, repainted and components numbered for ease of matching.
- All mechanical components of the crane, including load blocks, hoist trolley, counterweight trolleys and all sheaves were given a complete inspection and repaired. All bearings were replaced.
- Factory tests were performed on all winched and controls prior to being shipped to site.
- All major gearboxes were inspected and serviced at the Kroll factory.
- All electrical motors on the crane were replaced with new motors to meet CSA standards.
- New control systems documentation was re-written by Kroll.

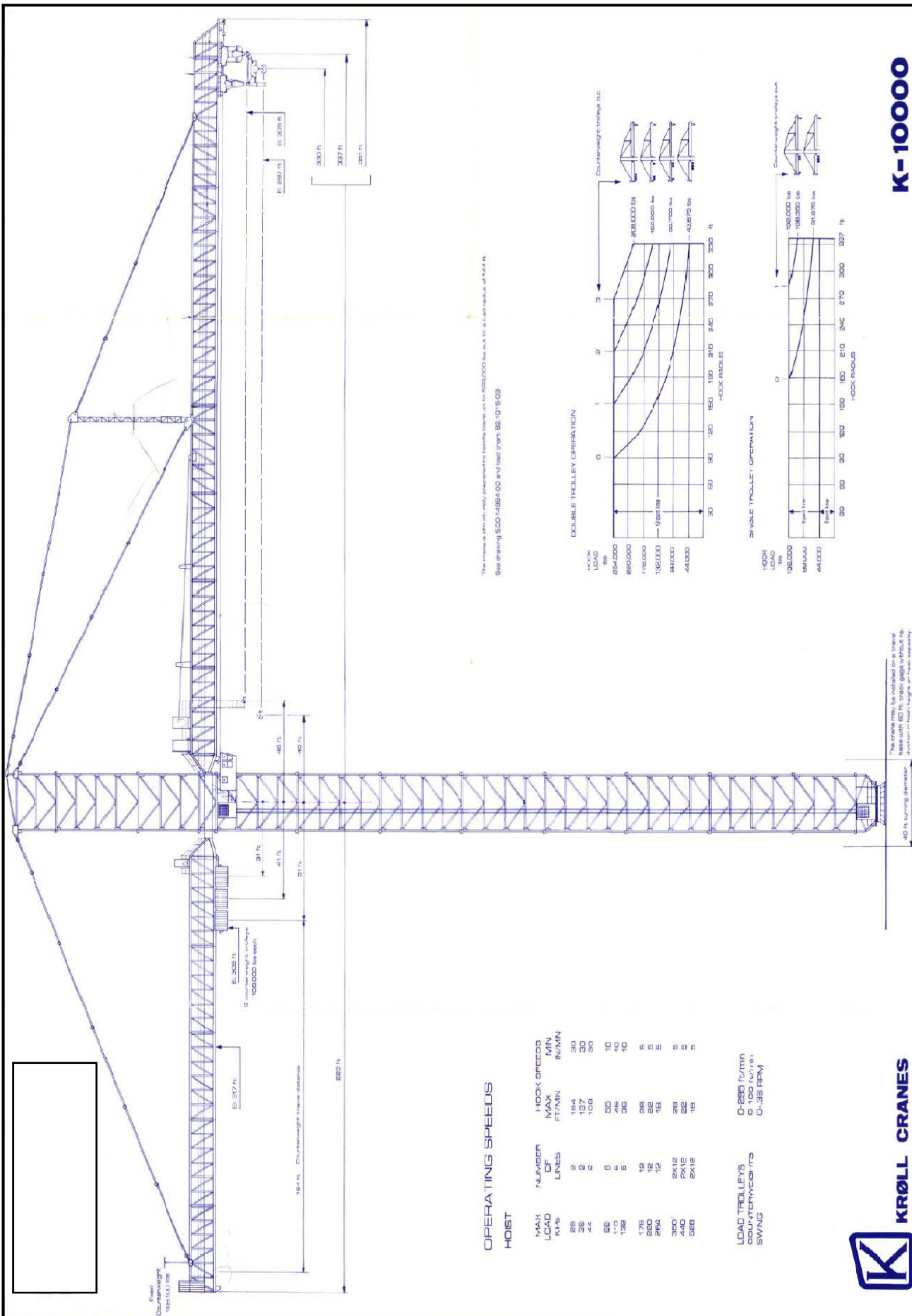
Design Features

- Top of the Tower is 130 mtr.
- The crane can be configured in either 2-6- or 12 parts of line.
- Maximum radius for either 2 or 6 parts of line is 103 mtr.
- Maximum radius for 12 parts of line is 100 mtr.
- Maximum capacity at 103 mtr. is 60 ton.
- Maximum capacity at 100 mtr. is 94 ton.
- Maximum capacity at 82 mtr. is 120 ton.
- 50 ton of fixed counterweight.
- 150 ton of traveling counterweight = 3 x 50 ton.

- *Crane is unique in design because it has moveable counterweights on the backend of the jib. As you begin the lift, the counterweights move so that you have a neutral bending moment across the main tower.*
- Crane is equipped with a camera monitoring system. System of four cameras: counterweight view, hoist winch view, load block view and trolley view.
- Crane is equipped with its own personnel hoist (four persons or 500 kg. capacity)

Notes:

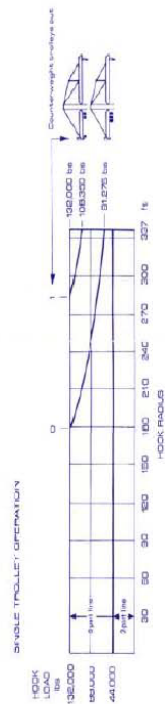
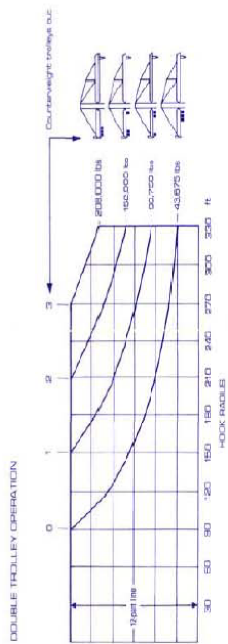
- Annual recertification inspection and maintenance documents are available.
- This Kroll K-10000 S/N 1234 is **NOT** equipped with the following:
 - Service crane
 - Travelling base
 - Ultra lift system
 - Jacking system
 - Power pack
- Other documentation available:
 - Electrical Diagrams
 - Component List
 - Packing List
 - Spare Parts



**OPERATING SPEEDS
HOIST**

MAX LOAD LBS	NUMBER OF LINES	HOOK SPEEDS	
		MAX FT/MIN	MIN IN/MIN
28	2	164	30
35	2	137	30
44	2	104	30
58	3	80	10
75	3	48	10
122	5	30	10
178	12	26	5
250	15	22	5
284	15	15	5
350	2X12	26	5
400	2X12	22	5
562	2X12	15	5

LOAD TROLLEYS
COUNTERWEIGHTS
SWING
C-285 ft/min
C-100 ft/min
C-35 ft/min



The crane will be installed on a fixed base with 80 ft. track gage without the inclusion in hook height, as shown separately.



KRØLL CRANES

K-10000

S-00-14594-00 LP

