


DIN/FEM CE









EN 14439-FEM 1005- C25/D25




Curvas de cargas - Load diagrams - Lastkurven - Courbes de charges - Curve di carico - График грузоподъёмности









60 m




24	25	26	28	30	31,8	33	35	37	39	40	43	45	48	50	52	55	60	m	
3000	3000	3000	3000	3000	3000	2868	2865	2484	2323	2249	2048	1929	1770	1676	1589	1470	1300	Kg	
15	16	18	21	24	27	30,9	33	35	38	40	43	45	48	50	52	55	60	m	
3000	3000	3000	3000	3000	3000	2755	2553	2292	2141	1941	1824	1667	1573	1486	1369	1200	Kg		
15	16	17,7	20	24	27	30	33	35	38	40	43	45	48	50	52	55	60	m	
6000	6000	6000	5154	4116	3554	3112	2755	2553	2292	2141	1941	1824	1667	1573	1486	1369	1200	Kg	
15	16	18	18,7	24	27	30	33	35	38	40	43	45	48	50	52	55	60	m	
6000	6000	6000	6000	4431	3832	3360	2979	2764	2485	2324	2111	1985	1818	1718	1625	1500	1320	Kg	









55 m




24	25	26	28	30	33	35	36,1	37	39	40	43	45	48	50	52	55	m	
3000	3000	3000	3000	3000	3000	3000	3000	2907	2723	2638	2409	2274	2093	1985	1885	1750	Kg	
15	16	18	21	24	30	33	35	35,03	38	40	43	45	48	50	52	55	m	
3000	3000	3000	3000	3000	3000	3000	3000	2705	2532	2304	2170	1990	1883	1784	1650	Kg		
15	16	19,9	21	24	27	30	33	35	38	40	43	45	48	50	52	55	m	
6000	6000	6000	5634	4791	4149	3643	3235	3004	2705	2532	2304	2170	1990	1883	1784	1650	Kg	
15	16	18	21,2	24	27	30	33	35	38	40	43	45	48	50	52	55	m	
6000	6000	6000	6000	5187	4497	3955	3517	3269	2948	2762	2518	2373	2180	2065	1959	1815	Kg	









50 m




24	25	26	28	30	33	35	37	39	39,7	40	43	45	48	50	m	
3000	3000	3000	3000	3000	3000	3000	3000	3000	3000	2973	2719	2570	2369	2250	Kg	
15	18	21	24	27	33	35	38	38,6	40	43	45	48	50	m		
3000	3000	3000	3000	3000	3000	3000	3000	2869	2617	2468	2269	2150	Kg			
15	21	21,8	24	27	30	33	35	38	40	43	45	48	50	m		
6000	6000	6000	5371	4659	4100	3648	3392	3061	2869	2617	2468	2269	2150	Kg		
15	18	19	21	23,4	27	30	33	35	38	40	43	45	48	m		
6000	6000	6000	6000	6000	5071	4467	3980	3704	3347	3141	2868	2708	2493	Kg		









45 m


















24	25	26	28	30	33	35	37	38	39	40	41,9	45	m	
3000	3000	3000	3000	3000	3000	3000	3000	3000	3000	3000	3000	2750	Kg	
15	18	20	21	24	27	30	33	35	37	40,7	43	45	m	
3000	3000	3000	3000	3000	3000	3000	3000	3000	3000	3000	2808	2650	Kg	
15	18	20	21	23,1	27	30	33	35	37	40	43	45	m	
6000	6000	6000	6000	6000	4972	4379	3900	3629	3388	3075	2808	2650	Kg	
15	16	20	21	24,8	27	30	33	35	38	40	43	45	m	
6000	6000	6000	6000	6000	5426	4785	4267	3973	3594	3375	3085	2915	Kg	

40 m












24	25	26	28	30	34	35	37	38	39	40	m	
3000	3000	3000	3000	3000	3000	3000	3000	3000	3000	3000	Kg	
15	18	20	22	24	27	30	34	36	38	40	m	
3000	3000	3000	3000	3000	3000	3000	3000	3000	3000	3000	Kg	
15	18	20	22	23,5	27	30	33	36	38	40	m	
6000	6000	6000	6000	6000	5085	4480	3991	3588	3357	3150	Kg	
15	16	20	21	25,3	27	30	33	35	38	40	m	
6000	6000	6000	6000	6000	5563	4907	4377	4077	3689	3465	Kg	

35 m 


24	25	26	28	30	35	m				
3000	3000	3000	3000	3000	3000	Kg				
15	19	20	21	24	27	33	35	m		
3000	3000	3000	3000	3000	3000	3000	3000	Kg		
15	18	19	21	23,4	27	30	35	m		
6000	6000	6000	6000	6000	5066	4463	3700	Kg		
15	16	19	21	25,3	27	30	35	m		
6000	6000	6000	6000	6000	5553	4898	4070	Kg		









SL

30 m 


15	30	m				
3000	3000	Kg				
15	30	m				
3000	3000	Kg				
10	15	20	23,6	30	m	
6000	6000	6000	6000	4500	Kg	
15	16	20	25,5	30	m	
6000	6000	6000	6000	4950	Kg	









SL

25 m 

15	25	m				
3000	3000	Kg				
15	25	m				
3000	3000	Kg				
10	15	20	23,2	25	m	
6000	6000	6000	6000	5500	Kg	
15	16	20	21	25	m	
6000	6000	6000	6000	6000	Kg	

SL

20 m 


15	20	m				
3000	3000	Kg				
15	20	m				
3000	3000	Kg				
10	15	17	18	20	m	
6000	6000	6000	6000	6000	Kg	
15	16	18	21	20	m	
6000	6000	6000	6000	6000	Kg	

SL

(i) Consultarnos - Consultateci - Consult us - Nous consulter - Auf anfrage - советоватьсья

SL-SUPERLIFT Otras velocidades y características de funcionamiento – Variant speeds and service conditions – Abweichende Geschwindigkeiten und Betriebsbedingungen – Vitesses et conditions de fonctionnement différentes – Differenti velocità e condizioni di funzionamento – Нестандартные скорости и условия эксплуатации









Bloque de contrapeso - Counterweight blocks - Gegengewichtsblöcke - Bloc de contrepoid - Blocco di contrappeso - Плиты противовеса

	60 m			55 m			50 m			45 m			40 m		
	A	B	C	A	B	C	A	B	C	A	B	C	A	B	C
	5	2	-	5	2	-	5	2	-	5	1	-	4	2	-
	16750 Kg			16750 Kg			16750 Kg			15250 Kg			14000 Kg		



	35 m			30 m			25 m			20 m		
	A	B	C	A	B	C	A	B	C	A	B	C
	4	1	-	3	2	-	3	1	-	2	2	-
	12500 Kg			11250 Kg			9750 Kg			8500 Kg		

Mecanismos - Mechanisms - Antriebe - Mécanismes - Meccanismi - Приводы


33 Hp (24 Kw) INV
400V / 50HZ
HBG lebus 190m S/R Ø10mm

		m/min								
			0-8	0-35	0-56	0-100	0-4	0-17.5	0-28	0-50
	380 m	Kg	3000	3000	2200	1000	6000	6000	4400	2000
		Kw	24	24	24	24	24	24	24	24
		m/min	11 / 37 / 75				11 / 37 / 75			
		Kw	3				3			
* 		r.p.m	0,3	0,6	0,9	0,3	0,6	0,9		
INVERTER		Kw	2 x 5,5				2 x 5,5			
		m/min	20				20			
		Kw	2 x 2,2				2 x 2,2			

33Hp (24Kw) - INV


		400V 50Hz Imax.= 72A Fuse= 80A	TOTAL POWER 42 KVA	GENERATOR 75 KVA	100m 4x25mm ²	150m 4x35mm ²	200m 4x35mm ²
2000/14/CEE 2005/88/CEE	2006/95 /CEE	* 480V 60Hz Imax.= 60A Fuse = 70A					


* Opcional / Optional / Opzionale

 Elevación / Hoisting / Heben / Levage / Sollevamento

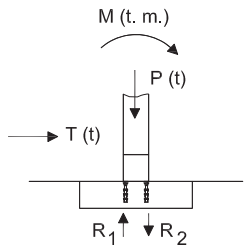
 Distribución / Trolleying / Katzfahren / Distribution / Distributions

 Orientación / Slewing / Schwenken / Orientation / Rotazione

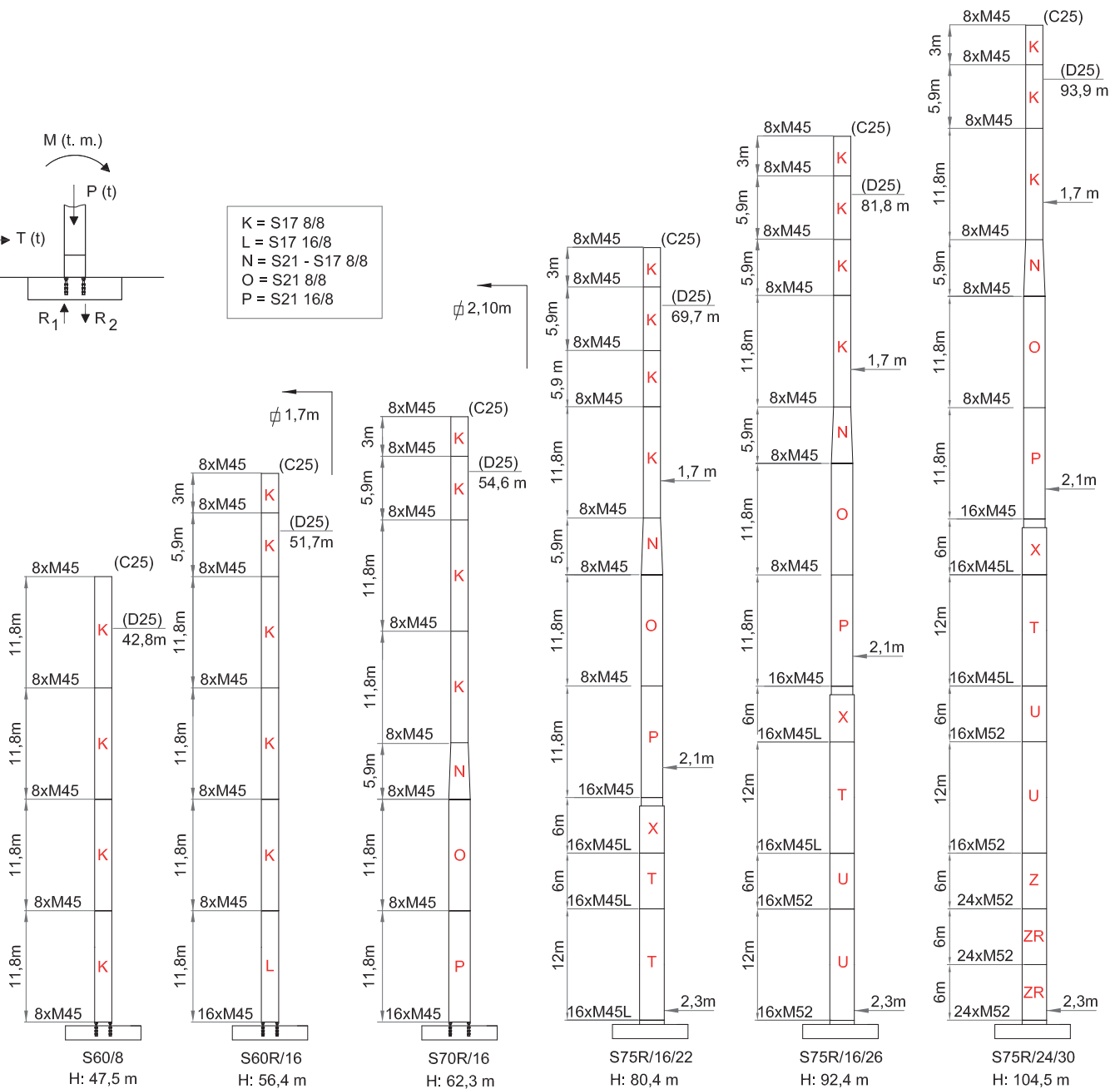
 Traslación / Travelling / Schienenfahren / Translation / Traslazione

 Cable / Rope / Seil / Câble / Fune

FEM 1005-C25-D25 / EN 14439 - Mástil / Reacciones - Masts / Reactions - Maste / Eckdrücke - Mast / Réactions - Torre / Réazioni - Реакции / Комплектация башни



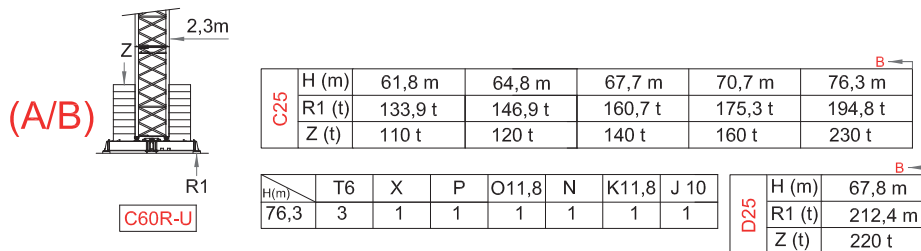
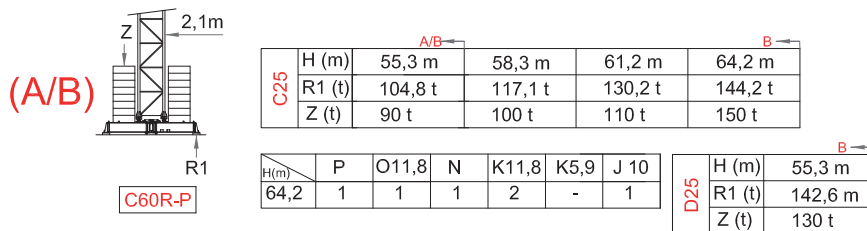
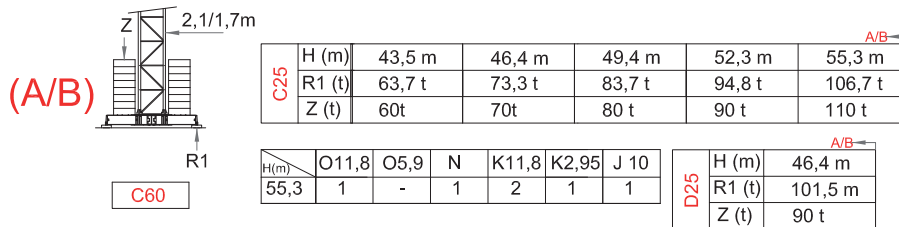
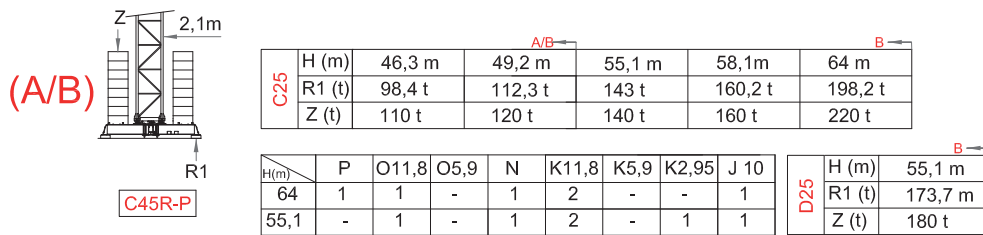
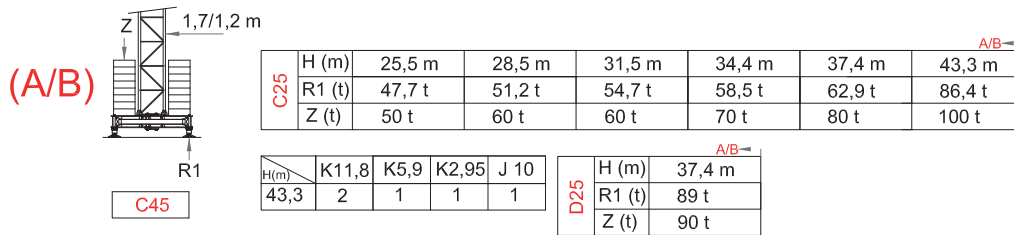
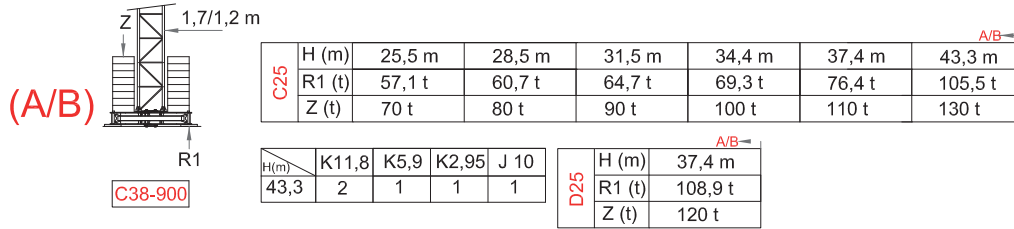
K = S17 8/8
 L = S17 16/8
 N = S21 - S17 8/8
 O = S21 8/8
 P = S21 16/8



C25	H (m)	22,1	39,9	47,5	56,4	62,3	80,4	92,4	104,5
	M (T·m)	169,7	299,5	380	496,5	591,7	999,1	1346,5	1788,2
	T (t)	4,2	6,4	7,4	12,7	14,1	19,3	23,4	28,3
	P (t)	42,6	51,8	55,8	55,3	59,8	75,8	89,9	106,5

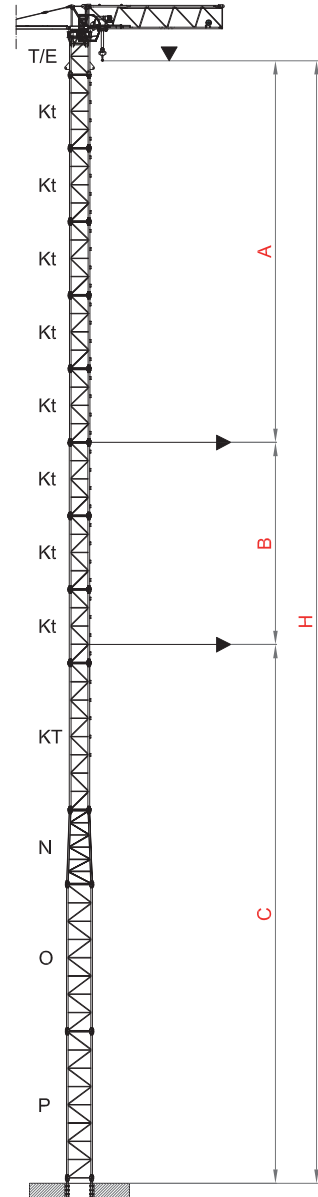
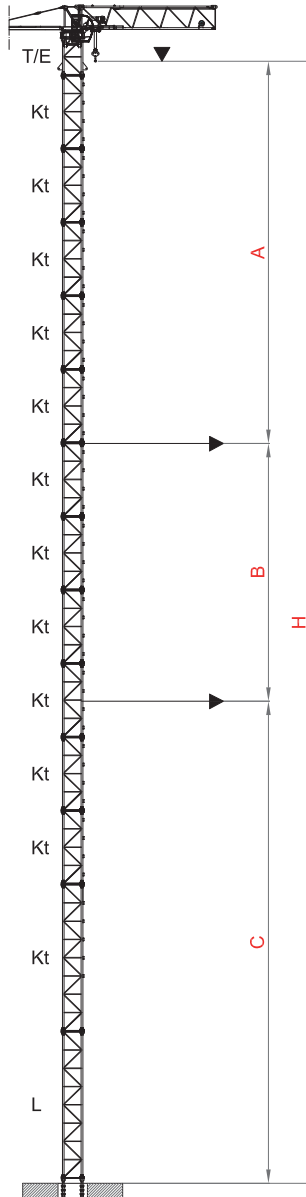
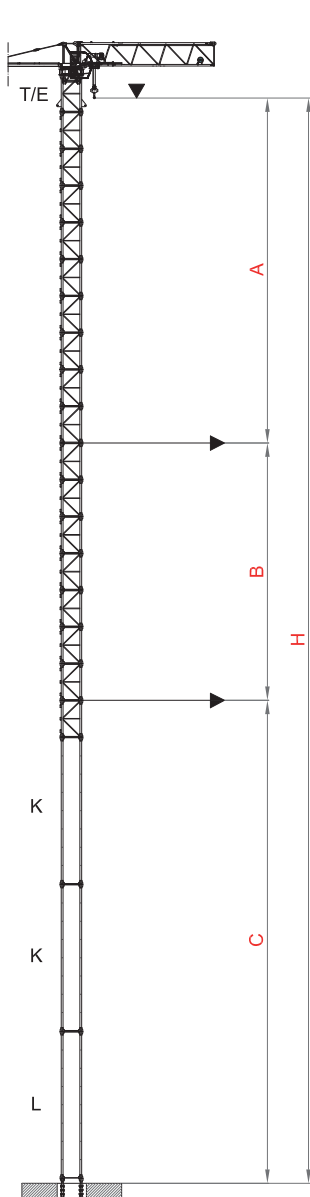
D25	H (m)	35	36,9	42,8	51,7	54,6	69,7	81,8	93,9
	M (T·m)	207,6	246	315,8	473,4	520,5	870,5	1254,1	1754,4
	T (t)	5,2	5,9	12,2	14,4	15,3	20,6	26,4	32,6
	P (t)	46,7	49,4	47,3	51,9	55	67,4	83,9	100,5

FEM 1005-C25-D25 / EN 14439 - Bloque lastre de base - Base ballast block - Grundballastblöcke - Bloc de lest de base - Blocco di zavorra alla base - Балласты опорной рамы



Proceso de trepado - Climbing - Kletterkrane - Telescopable - Sopralzo idraulico - Процесс наращивания крана

C25 TREPADO EXTERNO / EXTERNAL CLIMBING / GEANKERTER KRAN /
GRUE ANDRÉE / GRU ANCORATA / ВОСХОЖДЕНИЕ ЭКСТЕРНО



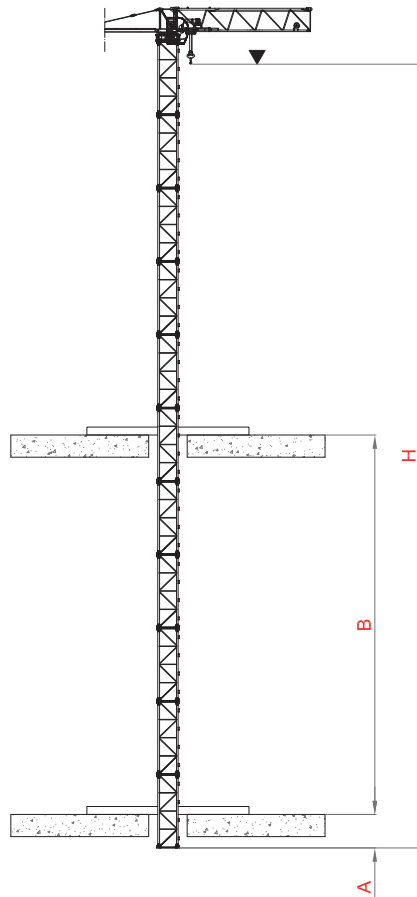
	MONOBLOCK K/2,95m
A max.	30,6 m
B max.	20,6 m
C max.	44,5 m
Hi max.	52,3 m
H max.	95,7 m
C+B+A	116,3 m / (i)

	PAG. 4 *1 MONOBLOCK K/5,9m
A max.	30,6 m
B max.	17,7 m
C max.	40,1 m
Hi max.	52,3 m
H max.	88,4 m
C+B+A	106,1 m / (i)

	PAG. 4 *2 MONOBLOCK K/5,9m
A max.	30,6 m
B max.	17,7 m
C max.	52
Hi max.	64,1 m
H max.	100,3 m
C+B+A	118 m / (i)


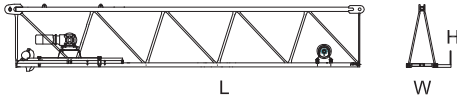
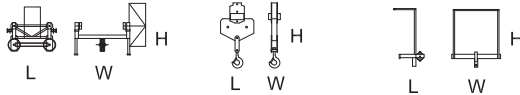
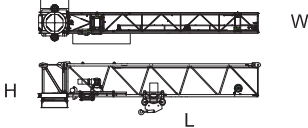

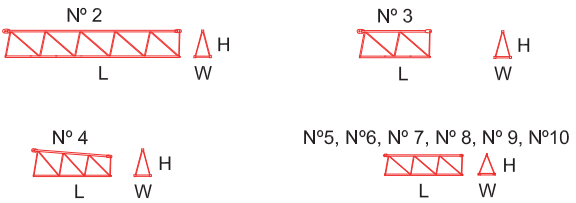
(i) Consultarnos - Consultateci - Consult us - Nous consulter - Auf anfrage -
Другие высоты подъема и наращивание крана по запросу

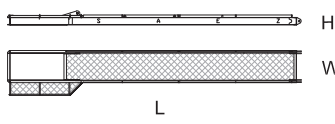
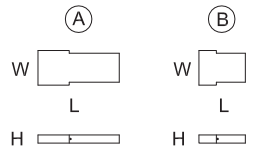
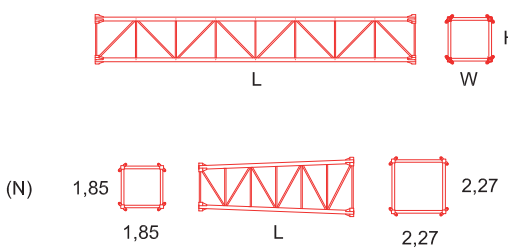
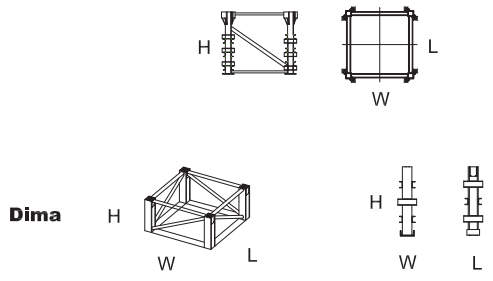
TREPADO INTERNO / BOTTOM CLIMBING CRANE / KLETTERKRANE IM GEBÄUDE / TÉLESCOPAGE SUR DALLES /
GRU CLIMBING / ВНУТРЕННИЙ ПРОЦЕСС ТЕЛЕСКОПИРОВАНИЯ

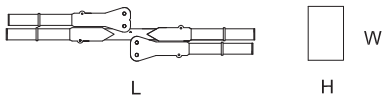
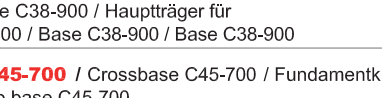
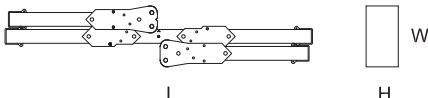
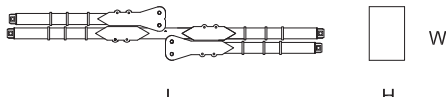
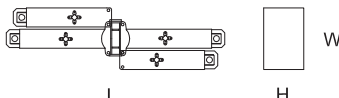
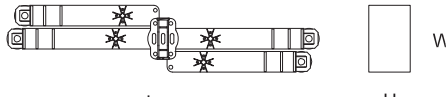
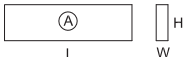





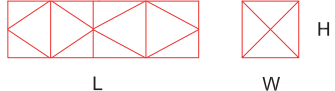
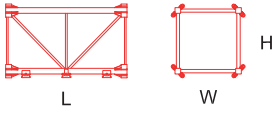
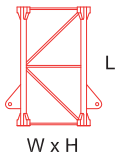
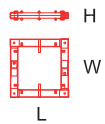
① Consultarnos - Consultateci - Consult us - Nous consulter - Auf anfrage -
Другие высоты подъема и наращивание крана по запросу

Dimensiones y transporte - dimensions and transport - Abmessungen und Transport - dimensions et des transports - dimensioni e trasporti - Размеры и транспорта

	L(m)	W(m)	H(m)	Peso(Kg)
Unidad de rotacion / Complete slewing unit / Drehbühne / Orientation / Rotazione / Оголовок башни 	1,86	1,86	3	3925
Balcon giro corto / short slewing balcony Balcon giro largo / long slewing balcony				117 110
Pluma tramo primero / Jib heel section / Ausleger-Anlenkstück / Pied de fleche / Settore articolato di braccio / Корневая секция стрелы 	10,7	1,25	2,3	3567
Equipo de Elevacion / Hoist winch Balcon pluma 1 / Jib 1 balcony				690 117
Gancho, Carro y Puntera / Hook, Trolley and jib head / Lasthaken - Laufkatze-Cabeça de Lança / Crochet - Chariot-Pointe de fleche / Gancio - Carrello e Punta freccia / Крюк и грузовая тележка 	1,55 0,8 0,8	1,35 0,15 1,2	1,5 1,5 1,4	291 242 100
Unidad de rotacion + pluma 1 / Complete slewing unit+ jib heel section / Drehbühne / Orientation / Rotazione 	11,96	2,3	3	8142
Cabina y soporte / Cabin and platform / Kabine und wartungs / Cabine et support / Cabina e supporto / Кабина с основой 	3,3	1,3	2,35	1135
Elemento intermedio de pluma / Intermediate jib section / Ausleger-Zwischenstück / Élément interm. de fleche / Spezzone di braccio / Промежуточная секция стрелы 				2 10,3 1,11 1,83 1375 3 5,22 1,11 1,81 575 4 5,22 1,11 1,8/1,3 555 5 5,2 1,11 1,3 535 6 5,17 1,11 1,3 415 7 5,17 1,11 1,3 370 8 5,14 1,11 1,28 295 9 5,14 1,11 1,28 250 10 5,14 1,11 1,28 255

		L(m)	W(m)	H(m)	Peso(Kg)	
Contrapluma con tirantes / Counter-jib and tie-bars / Gegenausleger / Contre-fleche / Controbraccio / Консоль противовеса 		11,94	1,8	0,6	3352	
Barandillas / Protection 					240	
Bloque de contrapeso / Counterweight blocks / Gegengewichtsblöcke / Bloc de contrepois / Blocco di contrappeso / Плита противовеса 		A	3,5	1,25	0,29	2750
		B	1,83	1,25	0,29	1500
Elemento de torre / Tower section / Turmstück / Élément de mât / Elemento di torre / Башенные секции 		J	10	1,85	1,38	3520
		K	11,8	1,85	1,85	4620
		K	5,9	1,85	1,85	2505
		K	3	1,85	1,85	1500
		L	11,8	1,85	1,85	5325
		O	11,8	2,27	2,27	4980
		O	5,9	2,27	2,27	2680
		O	3	2,27	2,27	1580
		P	11,8	2,27	2,27	5880
		N	5,9			2850
		X	6	2,27	2,29	4830
		T	6	2,27	2,29	4780
		T	12	2,27	2,29	9000
		U	6	2,31	2,34	6200
		U	12	2,31	2,34	11180
		Z	6	2,61	2,34	7825
		ZR	6	2,31	2,34	7925
Elemento de empotre / Foundation anchor / Fundamentanker / Pieds de scellement / El anegare / Анкерные крепления 		S60/8	1,85	1,85	1,6	956
		S60/R16	1,85	1,85	1,6	1108
		S70/8	2,27	2,27	1,6	1122
		S70R/16	2,27	2,27	1,6	1274
		S75R16/20	0,35	0,35	1,6	1200
		S75R16/22	0,5	0,5	2	1400
		S75R16/26	0,5	0,5	2,4	2100
		S75R24/26	0,5	0,5	2,4	3400
		S75R24/30	0,8	0,8	3	3600
		Dima	2,31	2,34	0,8	1650

	L(m)	W(m)	H(m)	Peso(Kg)
<p>Base C38 / base C38/ Hauptträger für fundamentkreuz C38 / Base C38 / Base C38</p> 	5,75	1,47	0,77	3670
<p>Base C38-900 / base C38-900 / Hauptträger für fundamentkreuz C38-900 / Base C38-900 / Base C38-900</p> 	5,75	1,47	0,97	5550
<p>Base Cruciforme C45-700 / Crossbase C45-700 / Fundamentkreuz C45-700 / Châsis C45-700 / Carro base C45-700</p> 	6,7	1,3	0,77	6190
<p>Base C60-900 / base C60-900 / Hauptträger für fundamentkreuz C60-900 / Base C60-900 / Base C60-900</p> 	8,66	1,47	0,96	8625
<p>Base C45R-P / base C45R-P / Hauptträger für fundamentkreuz C45R-P / Base C45R-P / Base C45R-P</p> 	6,9	1,94	1,14	9000
<p>Base C60R-P/U / base C60R-P/U / Hauptträger für fundamentkreuz C60R-P/U / Base C60R-P/U / Base C60R-P/U</p> 	9,01	1,94	1,35	13500
<p>Bloque lastre de base / Base ballast block / Grundballastblöcke / Bloc de lest de base / Blocco di zavorra alla base</p> 	4,5 5,8	0,51 0,4	0,9 1,5	5000 8000
<p>Bloque apoyo de base / Base support block / Grundballastblöcke / Bloc de appui de base / Blocco di appoggio alla base</p> 	2	0,5	2	5000

	L(m)	W(m)	H(m)	Peso(Kg)	
Traslacion / Travelling bogies / Kranfahren / Traslacion / Traslazione 	1,15	0,25	0,45	450	
	1,15	1,25	0,45	505	
Niveladores / Levellers / Spindel pyramide / Niveleurs / Piedi regolabile 	1,20	1,20	0,65	250	
Jaula de telescopaje tipo K / Climbing cage type K / Hydraulikbühne K / Cage de telescopage type K / Gabbia di montaggio K / Монтажная обойма K Completa / Full / Vollständige / Complete / completa / полный 	K-2,95	7,35	2,1	2,1	6400
	K-5,9	11,2	2,1	2,1	8000
Estructura / Steel frame / Struktur / Construction / Struttura / структура Hidraulico y accesorios / Hydraulic and accessories / Hydraulik-und Zubehör / hydraulique et accessoires / idrauliche ed accessori / Гидравлические и аксессуары	K-2,95				4890
	K-5,9				6490
Tramo trepador Kt / Tower section Kt / Turmstück Kt / Élément de mât Kt / Elemento di torre Kt / Башенные секции Kt 	Kt	2,95	1,85	1,85	1475
	Kt	5,9	1,85	1,85	2572
	Kt	11,8	1,85	1,85	4750
Tramo enlace caja 1,7 / Tower section 1,7 / Turmstück 1,7 / Élément de mât 1,7 / Elemento di torre 1,7 / Башенные секции 1,7 		2,95	2,3	2,3	1590
Marco trepado externo K / Tie-frame / Cadre d'encrage externe / Sopralzo con ancoraggio esterno / внешняя рамка пристежки 	K	2,31	2,31	0,26	950



40" HC x 5 - HBG 23 m + C45
+1xK11.8+1xJ
45" HC x 5 - HBG 23 m + C45
+1xK11.8+1xJ



x 4 - HBG 23 m + C45
+1xK11.8+1xJ