



SPX1280

DIESEL + ELECTRIC POWER UNIT



HYDRAULIC JIB

- ✓ Hook or winch mode
- ✓ 1500 kg MAX capacity
- ✓ 26,7 m MAX height
- ✓ Stored on board & easy to install



REMOTE CONTROL

- ✓ Multifunctional
- ✓ Proportional
- ✓ LCD Screen
- ✓ Spare battery
- ✓ Alarm & error diagnostic



MAIN BOOM



- ✓ 8 tons MAX capacity
- ✓ 19,7 m maximum height
- ✓ 4 hydraulic extensions chain
- ✓ High-resistance steel

ADDITIONAL ELECTRIC POWER UNIT



- ✓ On board
- ✓ 50 Hz or 60 Hz
- ✓ Simple switch from diesel

SPECIAL FEATURES

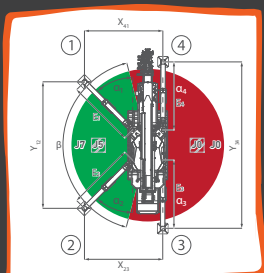


- ✓ Virtual Walls
- ✓ 360° 2000 kg Pick&Carry
- ✓ All accessories on board
- ✓ Self-diagnostic system
- ✓ Variable displacement pump

360° ENDLESS ROTATION

OUTRIGGERS

- ✓ 5 different stability levels
- ✓ Self-levelling system
- ✓ 0 - 45° full range angle & telescopic



WINCH



- ✓ Up to 125 m rope
- ✓ 1500 kg single line
- ✓ Up to 6 falls
- ✓ Pulley heads and pulley block on board

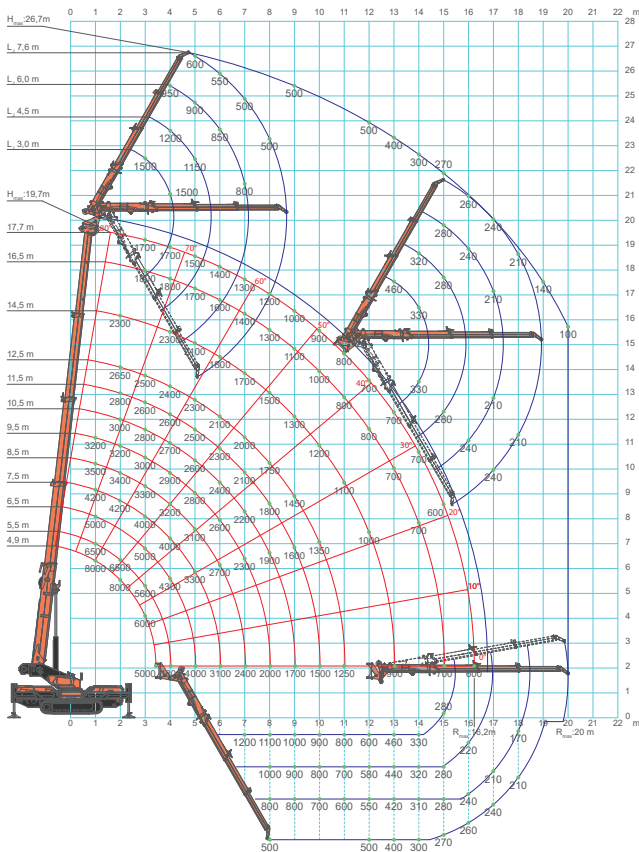
TRACKS

- ✓ Hydraulically extendible
- ✓ White or black tracks





LOAD CHART



SCAN FOR MORE TECHNICAL DATA




	Kg
SPX1280	8600*
Hydraulic Jib	675
Electric Power Unit	140

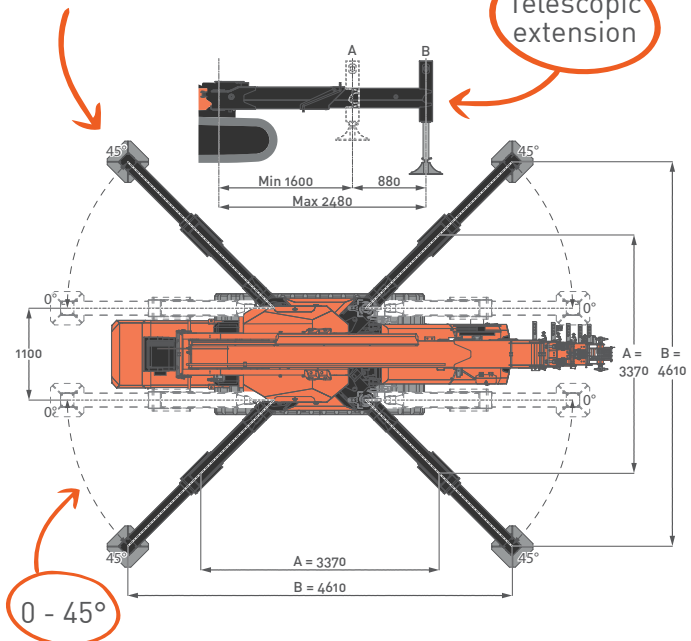
* 1,5 t counterweight included



DIMENSIONS (mm)



FOOTPRINT (mm)



ACCESSORIES

JVM800-R
800 kg glass manipulator



1,5 ton Hydraulic JIB
Stored on board



RUNNER JIB
3,5 ton hook or 3 ton pulley



LUFFING JIB
1500 kg

