

# 11LR



106 kNm



7,9 bis  
10,0 m



3,6 bis  
4,0 m



4,5 m



2.018 kg



420°



25,8 kNm



265 bar



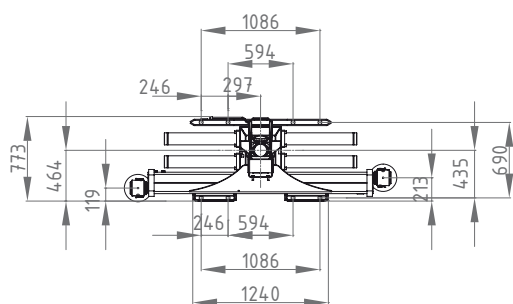
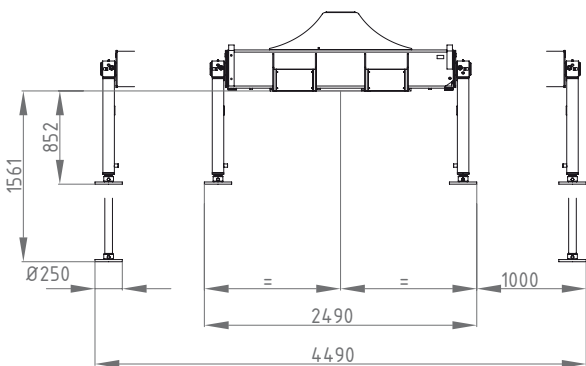
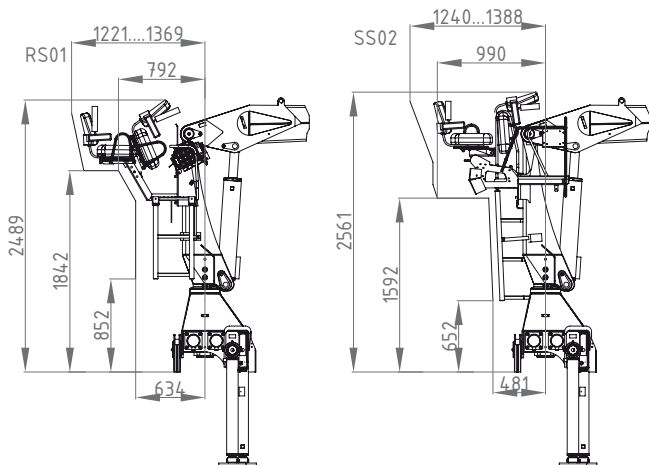
1x  
80 bis  
100 l/min  
ca. 48 kW



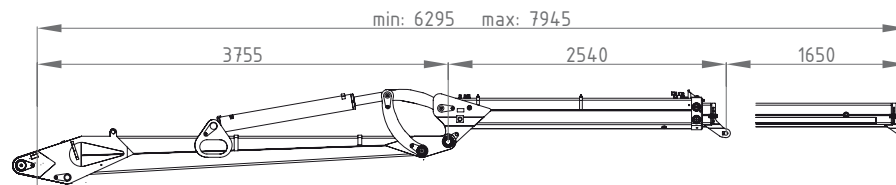
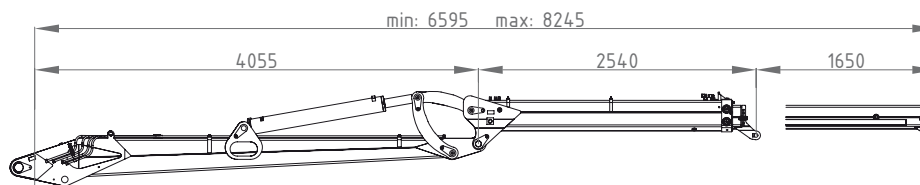
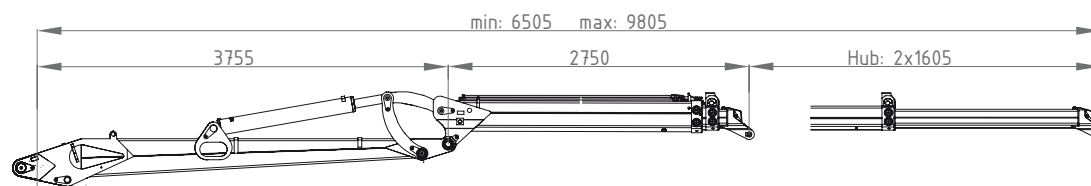
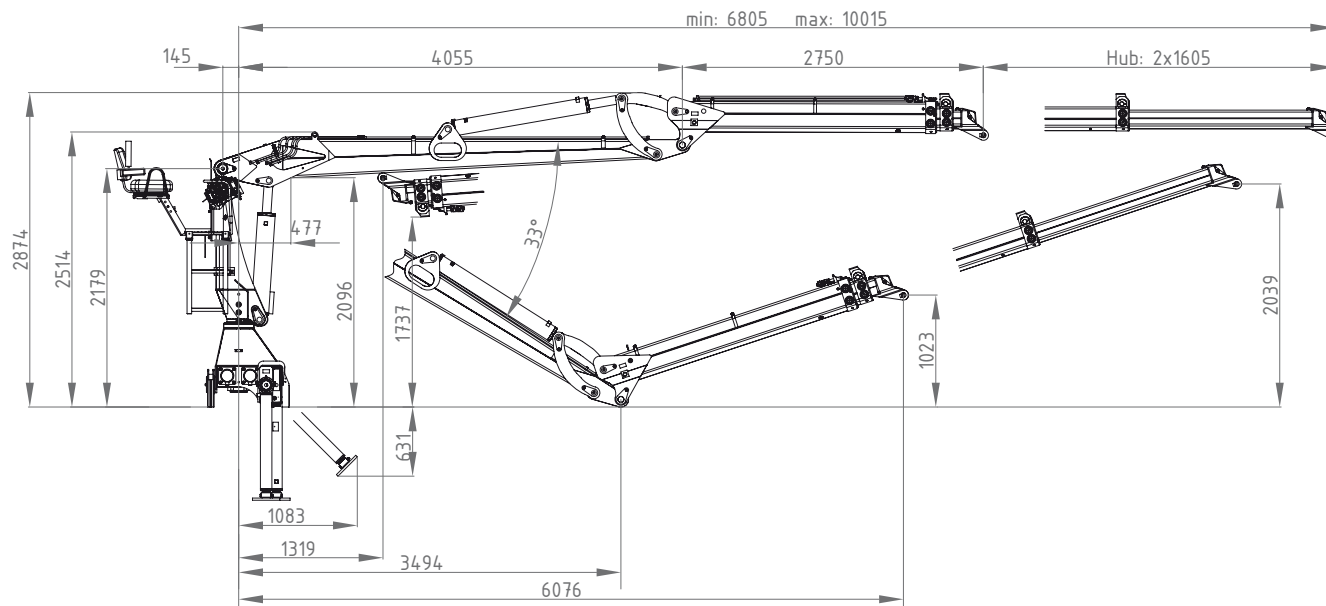
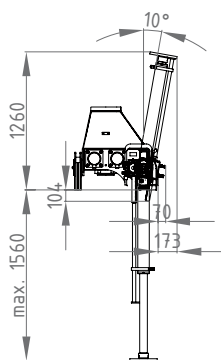
2x  
65 l/min  
ca. 55 kW



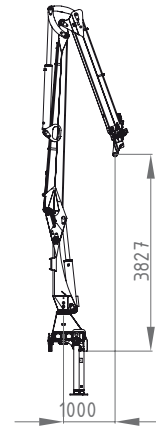
LS  
150 l/min  
ca. 72 kW



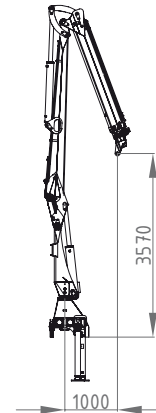
180° Hochklappung



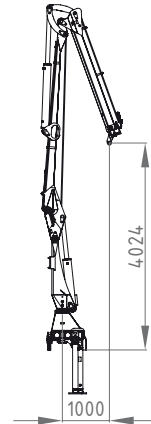
10,0m  
Schläuche innen



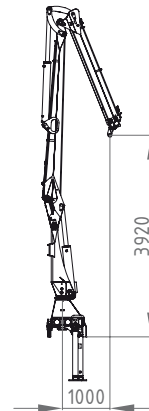
9,8m  
Schläuche innen



8,3m  
Schläuche innen



7,9m  
Schläuche innen



	3m	4m	5m	6m	7m	8m	9m	
7,9m	3520	2615	2170	1810	1550	-	-	kg
8,3m	3500	2600	2150	1795	1535	1335	-	kg
9,8m	3415	2530	2080	1725	1480	1280	1125	kg
10,0m	3400	2520	2070	1720	1470	1270	1120	kg



**Barcelona** 938498388  
**Valencia** 961344538  
**Madrid** 918951758  
**Vitoria** 945365601

[www.transgruas.com](http://www.transgruas.com)  
[info@transgruas.com](mailto:info@transgruas.com)