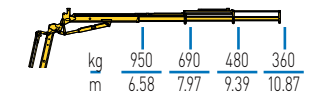

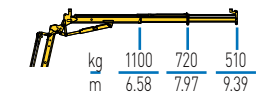
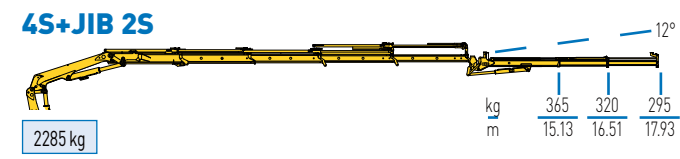
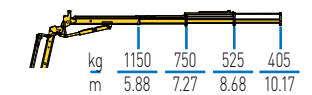
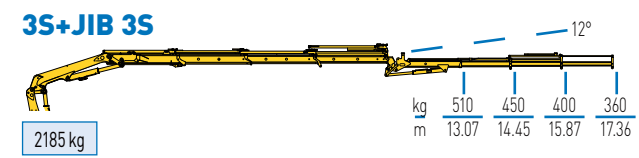
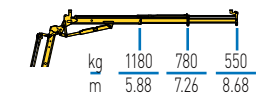
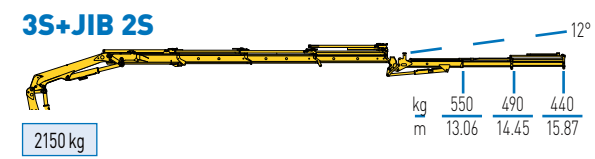
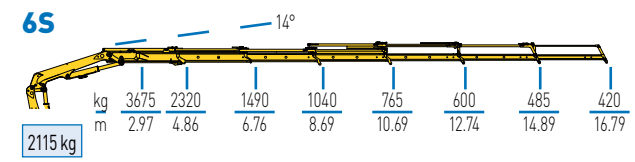
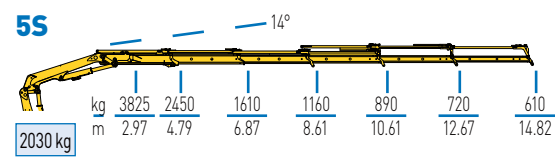
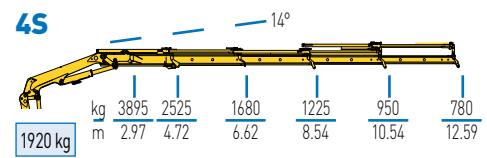
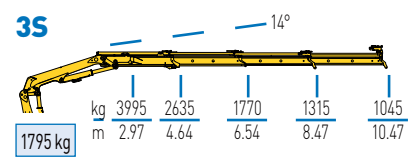
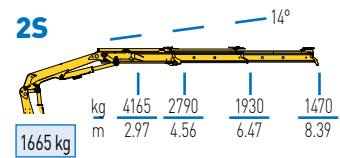



The image features a yellow Effer telescopic boom lift in operation. The lift's arm is extended high into the air, holding a wooden pallet loaded with construction materials. The background shows a clear blue sky with scattered white clouds. In the foreground, there are two buildings: a yellow brick building on the left with arched windows and a red brick building on the right. The Effer logo and slogan are positioned in the top right corner.

EFFER
RAISE THE VALUE

FULL CATALOGUE
FEBRUARY 2018



standard



MODEL	txm	[°]	mm	mm	mm	mm	t
2S	12,75	400	2255	2495	780	4555	13
						5955	
3S	12,23	400	2255	2495	780	4555	13
						5955	
4S	11,89	400	2255	2495	780	4555	13
						5955	
5S	11,73	400	2255	2495	900	4555	13
						5955	

optional



MODEL	txm	[°]	mm	mm	mm	mm	t
6S	11,28	400	2255	2505	900	4555	13
						5955	
3S+JIB 2S	12,23	400	2255	2500	875	4555	13
						5955	
3S+JIB 3S	12,23	400	2255	2500	875	4555	13
						5955	
4S+JIB 2S	11,89	400	2255	2500	875	4555	13
						5955	
4S+JIB 3S	11,89	400	2255	2500	875	4555	13
						5955	