



# Valla 25 E Series

Walk behind Pick&Carry Crane  
with 4,950 & 5,500 lbs capacity

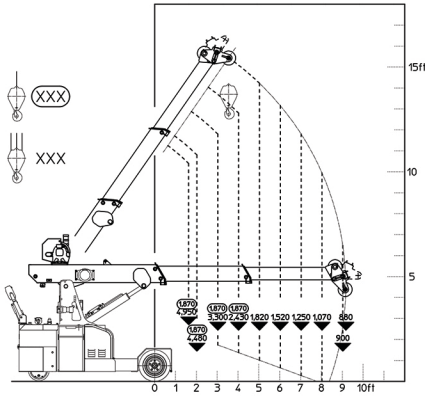


## FEATURES

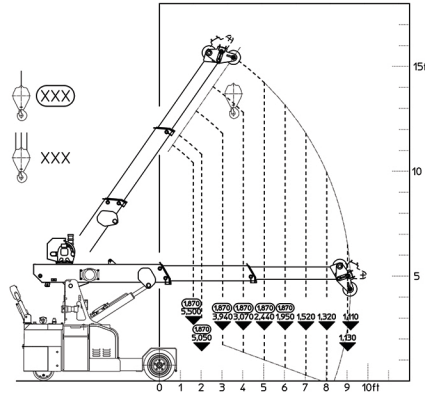
**MAX CAPACITY** 4,950 lbs OR 5,500 lbs  
**MAX BOOM EXTENSION** 9'2"  
**MAX BOOM ANGLE** 55°  
**MIN BOOM ANGLE** -20°  
**WEIGHT** 4,400 lbs(EL) OR 5,300 lbs(E)  
**CONFORMITY** 2006/42 CE; 2014/30 CE;  
2014/35 CE; 2000/14 CE; EN 13000

|              |   |
|--------------|---|
| CRANE FRAME  | Three-wheel pick&carry design, constructed from high quality steel with a built-in counterweight. Maintaining a compact footprint, without the need for outriggers. Pick&carry design means ability to move with a load.    |
| CRANE BOOM   | Three section boom; with 2 telescoping sections. Sequential telescoping action using internal dual hydraulic cylinders, fitted with nylon wear pads and adjustable wear pads on the sides of the boom.                      |
| WINCH        | Dual-speed hydraulic winch equipped with 223ft. of high-grade wire rope. 12,000 lbs minimum breaking point.   |
| BOOM CONTROL | Hydraulic boom action using a 5KW 48V powerful pump motor, controlled by electronic proportional joystick distributors. Hand-held remote control with high speed winch functionality.                                       |
| LOAD MONITOR | Electronic Load Moment Indicator. New condensation resistant design. LCD display showing lifted load, max allowed load, tilting percentage, operating radius, angle, boom telescope length, and more.                       |
| BATTERY      | 48V 200AH battery power, in two lead-acid 24V batteries. Battery power meter on dashboard also displays alarms and working hours. Capable of working 8-10 hours without needing a recharge.                                 |
| CHARGER      | On board smart battery charger plugs into standard 110V outlets, and automatically stops when full charge is reached. Balances the battery cells and maintains battery health. Full charge requires an 8 hour charge cycle. |
| DRIVE MOTOR  | Crane drive powered by an AC, 3KW 48V reversible electric motor, controlled by an inverter.   |
| STEERING     | Power assist steering tiller, with 180° rotation powered by AC electric steering assist motor, controlled by an inverter. Complete with proportional joystick controls and an anti-crushing safety device when reversing.   |
| BRAKE        | Electromagnetic disc brake engages automatically, and is integrated into drive motor.   |
| WHEELS       | 3 wheel design, non marking wheels.   |

## VALLA 25EL CAPACITY DIAGRAM (lb)



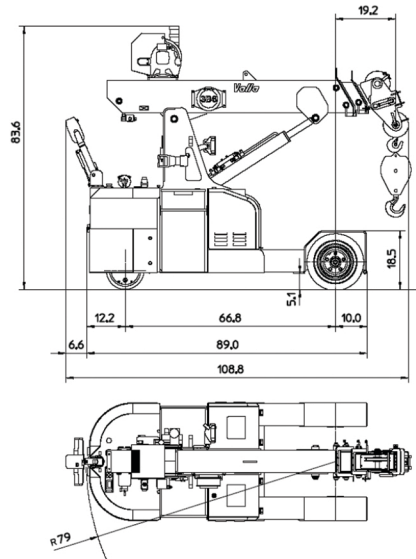
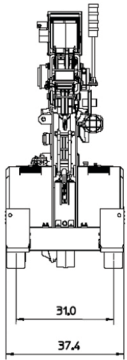
## VALLA 25E CAPACITY DIAGRAM (lb)



De-Rated(1,870 lbs) and Dual Rated units are also available.

# Nationwide Rentals and Deliveries Available

Dimensions(in):



Fully proportional, wired remote for the crane functions.



3 section hydraulic telescopic boom.



180 degree power assisted steering for maximum maneuverability.

# Valla

MANITEX

Manitex Valla North America  
9725 Industrial Drive  
Bridgeview, IL 60455

Phone: 708.237.2091  
E-Mail: [valla@manitex.com](mailto:valla@manitex.com)  
[www.manitexvalla.com](http://www.manitexvalla.com)