









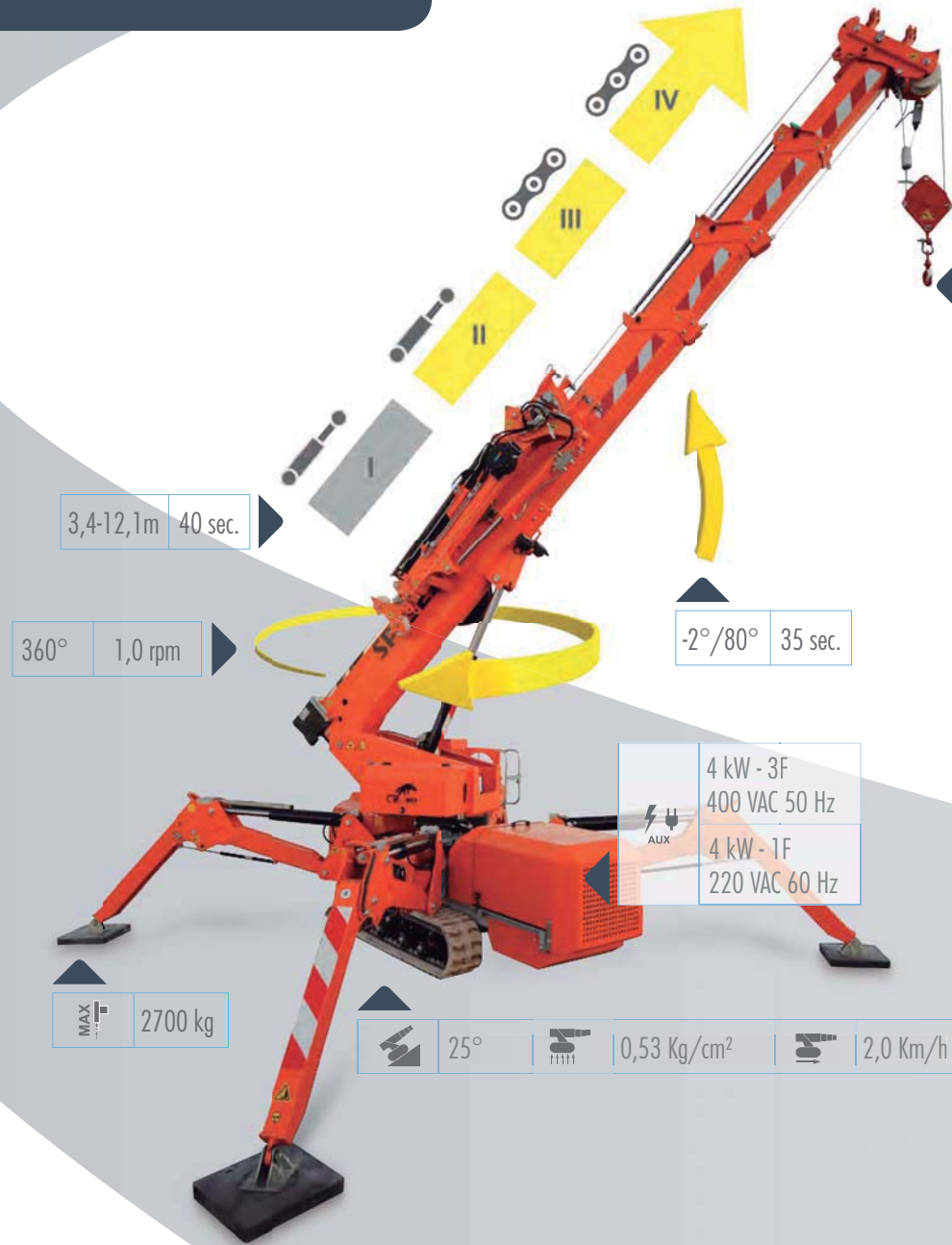





# SPX527CDH





	4225 x 1100 x 1958 mm
	4469 x 4469 mm


		kg
	SPX527CDH	3600
	/	0
	3T-D8	30
	PP400-4D PP220-4D	110
	JIB800G	50
	JIB600.1M	100
	JIB600.1H	220
	MR800.4	295

SPX527CDH		ISUZU 3CB1		
		3	<b>kW</b>	18,7kW 25,0Hp






	2700 Kg
	11,0 m
	17,5 m

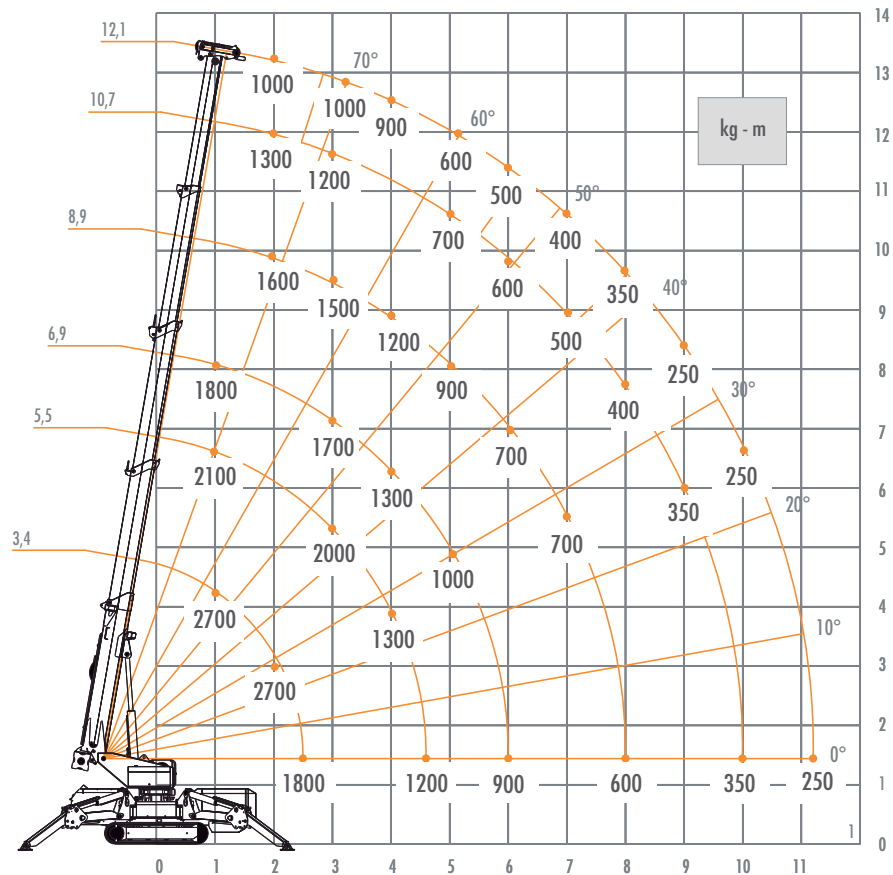
	900 kg	60 m - Ø 8 mm	30 m/min
	2700 Kg	3	↓ -20 m
	1800 Kg	2	↓ -32 m
	800 Kg	1	↓ -65 m

	4 kW - 3F 400 VAC 50 Hz
	4 kW - 1F 220 VAC 60 Hz

	2700 kg
---	---------

	25°		0,53 Kg/cm²		2,0 Km/h
---	-----	---	-------------	---	----------

	C
I	C
CCI	
SC	



JIB800.G	JIB600.1M	JIB600.2H	MR800.4
----------	-----------	-----------	---------

JIB800.G	JIB600.1M	JIB600.2H	MR800.4
MAX 800 Kg	MAX 600 Kg	MAX 600 Kg	MAX 800 Kg
MAX 14,5 m	MAX 17,0 m	MAX 17,5 m	MAX 12,1 m
MAX 800 kg	MAX 600 kg	MAX 600 kg	MAX 500 kg
MAX 10,0 m	MAX 11,0 m	MAX 10,5 m	MAX 9,0 m
MAX 250 kg	MAX 150 kg	MAX 190 kg	MAX 250 kg



**Barcelona**  
938498388  
**Valencia**  
961344538

**Madrid**  
918951758  
**Vitoria**  
945365601

[www.transgruas.com](http://www.transgruas.com)  
[info@transgruas.com](mailto:info@transgruas.com)